



## Floor and Area Marking Solutions

Find the right material for your  
application needs and budget





# Reliable Floor and Area Marking Solutions

Floor marking. It's a critical element in maintaining a safe, compliant and efficient workplace. Whether you're just starting out or taking your floor marking efforts to the next level, Brady offers a variety of good, better and best options to meet your long- and short-term floor and area marking needs. These floor marking options provide:

- High-visibility identification in a variety of colors
- Quick application and easy removal
- Compliance with OSHA and ANSI standards for floor marking

## Find the right solution

Get exactly what works for your application, durability needs and budget. Use the chart below and the information on the following pages to pick the right floor marking options for your facility:

	Solution	Key Features	Applications	Learn More
<b>Good Tape</b>				
	B-726 Vinyl Marking Tape	More cost-effective solution for short application period	Temporary marking for 5S/Lean areas, work cells that change and more	Page 10
<b>Better Tape</b>				
	ToughStripe® Floor Marking Tape	Longer application period with more shape and customizability options	Walkways and aisles	Page 5
<b>Best Tape</b>				
	ToughStripe® Max Floor Marking Tape	Highest durability	Higher forklift and industrial vehicle traffic	Page 4
<b>Paint Stencil</b>				
	PaintStripe™ Floor Marking Stencil	Paint stencil for longer, more permanent marking	Permanent work area designation	Page 11

# Make every area easily visible

Our wide range of floor marking options can be used in a variety of areas throughout your facility, including:

- Aisle ways and traffic lanes
- Work cell outlines
- Equipment storage areas
- Material storage areas
- QA inspection areas
- Defects/scrap/rework areas
- “Keep clear” zones
- Hazard areas
- **New** – Area marking

